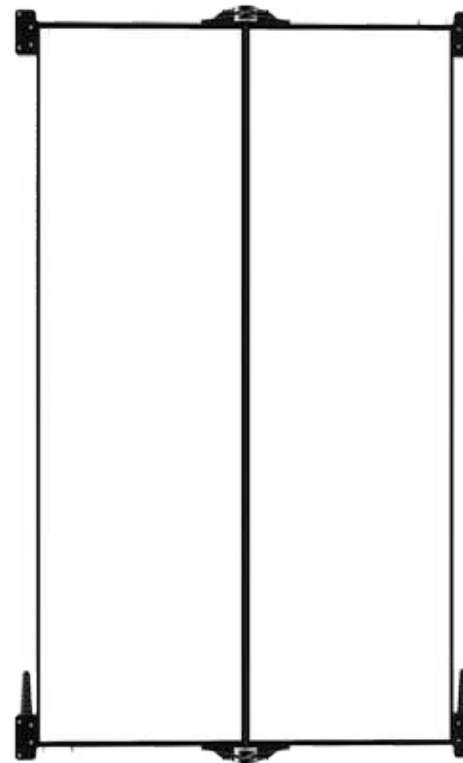


**MIX™**

&

**SWITCH**



# MINI - THE GO-TO LIGHT

All products are certificated CE, CSA and RoHS

The **MINI MIX** (full-color) or **MINI SWITCH** (bi-color) are the perfect lighting tools for the nomadic, quality conscience technician. Super lightweight and portable and were designed to be used anywhere and everywhere. Choose from two technologies, MIX (full-color) or SWITCH (bi-color) in one size... MINI SWITCH & MIX, designed for versatility.

## MINI MIX

Reference code	MINI-HL-MX 298223000201
Light Panel Dimensions	58,5 x 20,5 x 3,7 cm 23 x 8 x 1.4 "
Weight	2.56 kg 5.6 lb
Max Power Consumption	100 W
Battery Powered	Any DC source from 12 - 35 VDC
Connectors	LP-20-C07PE-01-021
Number of LEDs	288 (6 x 48)
Colour Temperature Range	1700°K to 10 000°K
CRI	CRI Average > 95
TLCI-II	TLCI Average > 90
Colored Light	Ful Color Gamut with Hue, Saturation and white base control
Gels	True Rosco Gels
Green-Magenta Adjustment	Continuously adjustable (Full Minusgreen to Full Plusgreen)
Diffusion	Frosted Acrylic Diffuser
Standard Mounting	Standard Mount – The K1 single ball
Housing Material	Black Anodised Aluminium and Stainless Steel Screws
Silent Cooling	Passive Cooling Technology – No Fins, No Fans
IP Rating	20



## MINI SWITCH

Reference code	MINI-HL-SW 298112050201
Light Panel Dimensions	58.5 x 20 x 2 cm 23 x 7.8 x 0.8 "
Max Power Consumption	85 W
Light Panel Voltage Input / Max Load	24VDC / 3.5Amps
Weight	1.7 kg 3.7 lb
Dimming Curve	Flicker Free at Any FPS – 0 to 100% (2 speeds)
AC Power	100-240 VAC
Battery Connection	V – Mount or Gold Mount Plate
Battery DC input Voltage Range	10 to 36VDC
Type of LEDs	SMD2835
Number of LEDs	1092
Colour Temperature Range	3000 to 5600°k
CRI	94% @3200°k – 96% @5600°k
TLCI-II	91% @3200°k – 94% @5600°k
Diffusion	Frosted Acrylic Diffuser
Standard Mounting	Standard Mount – The K1 single ball
Light Panel Power Connector	4pin Over Moulded Connector (proprietary)
Housing Material	Black Anodised Aluminium and Stainless Steel Screws
Silent Cooling	Passive Cooling Technology – No Fins, No Fans
IP Rating	20

# MINI - THE GO-TO LIGHT

All products are certificated CE, CSA and RoHS

## MINI MIX

### PHOTOMETRICS

METRES	1	2	3	4	5	6
@3200°K LUX	2100	540	250	144	96	69
@5600°K LUX	2260	603	266	153	102	73

FEET	3	6	9	12	15	18
@3200°K FC	200	50	23	13	9	6
@5600°K FC	211	56	50	14	10	7


## MINI SWITCH

### PHOTOMETRICS

METRES	0.5	1	1.5	2	2.5	3
@3200°K LUX	4375	1510	760	460	318	239
@5600°K LUX	4786	1593	729	453	322	230

FEET	2	4	6	8	10	12
@3200°K FC	317	106	51	31	22	16
@5600°K FC	341	109	50	31	21	16



# MINI - THE GO-TO LIGHT

All products are certificated CE, CSA and RoHS

## MINI MIX

### SL1-MINI CONTROLLER


Advanced DC driver with DMX wired and wireless function (Lumen Radio FX chip) and WiFi / Lan input Coloured control screen and Chogori input connector. Mounts directly onto the back of the light panel with spring loaded system. Suitable for MINI and SL1MIX.

Reference code	SL1/MINI CT-MX 29822100A001	
Size	21,8 x 8,5 x 6,2 cm 8.6 x 3.3 x 2.4 "	
Weight	0.480 kg 1 lb	
Mounting	Quick lock on light and 1/4-20 Kodak female thread	
Input Voltage	12~35 V	
Output Voltage	12~36 V	
Connectors	XLR5 female, XLR5 male, RJ45, Chogori 2 pin VDC input, Micro USB, CNLINKO LP-20, 7 pin output	
Local Interface	240*400 pixels colored screen Rubber Keypad	
Modes	White / Color / Gels	
LED Driving Method	Constant current	
Colour Temperature Range	1700 to 10000°K	
Flicker Free	Tested up to 4000i/s	
Remote Control	DMX in: XLR 5 male for DMX512, DMX out: XLR 5 female for DMX512, WIFI / LAN, Bluetooth (BLE), Lumen Radio Timo FX for wireless DMX	
Communication protocols	DMX512 via XLR. Input and output, RDM, Art-Net via RJ45 and Wifi, Mix Communication protocol (MCP) via Bluetooth, Wireless DMX CRMX from Lumen Radio	
Housing Material	PC/ABS	
Upgrades	Yes, via micro USB and Bluetooth	
IP Rating	20	

## MINI SWITCH


### POWER - MINI CT

Basic DC Driver for MINI SWITCH. Mounts directly onto the back of the light panel with spring loaded system. Chogori input connector and over moulded 4-pin output connector.

Reference code	MINI-CT / 29811205A212	
Size	15 x 10 x 4 cm / 5.9 x 3.9 x 1.8 "	
Weight	0.7 kg / 1.5 lb	
Dimming curve	Flicker Free at Any FPS 0 to 100% (2 speeds)	
Input / Output Voltage	12 to 30 VDC / 24VDC Constant Current	
Colour Temperature Range	3000 to 5600°k	
Housing Material	Black Anodised Aluminium and Stainless Steel Screws	
IP Rating	20	

### POWER - UBB

Advanced DC driver with DMX wired and wireless function (Lumen Radio FX chip) and WiFi / Lan input Coloured control screen and Chogori input connector. Mounts directly onto the back of the light panel with spring loaded system. Suitable for MINI and SL1 SWITCH.

Reference code	UBB-DMX / 29811200A106	
Size	21 x 12.5 x 6 cm / 8.2 x 4.7 x 2.3 "	
Weight	1.25 kg / 2.7 lb	
Dimming curve	Flicker Free at Any FPS 0 to 100% (2 speeds)	
Input / Output Voltage	12 to 30 VDC / 24VDC Constant Current	
Colour Temperature Range	3000 to 5600°k	
Housing Material	Black Anodised Aluminium and Stainless Steel Screws	
IP Rating	20	

# MINI - THE GO-TO LIGHT


All products are certificated CE, CSA and RoHS

## MINI MIX & MINI SWITCH

### POWER - EXTERNAL POWER SUPPLY FOR MINI

External and universal power supply and its mounting plate - mounts on the back of the light. Standard AC power plug and Chogori output connector


Reference code	MINI-EPS / 29811205A204
Size	17 x 6 x 4 cm 6.7 x 2.4 x 1.8 "
Weight	0.9 kg 2 lb
Max power draw	100 W
Input / Output Voltage	100 to 240 VAC / 24 VDC
Housing Material	Plastic Housing and Aluminium Mounting Plate



### POWER - VLOCK OR ANTON BAUER

Mounting plate which welcomes V or gold mounted batteries. Chogori output connector. Fits directly onto the back of the Light with spring loaded system or can be carried using the shoulder strap.

Reference code	SL1-MINI-VL / 29811200A105 or SL1-MINI-AB / 29811200A108
Size	140 x 85 x 27 cm 5.5 x 3.3 x 1 "
Weight	0.3 kg 0.7 lb
Housing Material	Black Anodised Aluminium and Stainless Steel Screws



# SL1 - THE SMART LIGHT

All products are certificated CE, CSA and RoHS

At the origins of DMG, the SL1 was created to find an alternative LED solution to the fluorescent tube. The **SL1 MIX** (full-color) or **SL1 SWITCH** (bi-color) are the foot soldiers, as they bring security and comfort on set. Choose from two technologies, MIX (full-color) or SWITCH (bi-color) in one size.

## SL1 MIX

Reference code	SL1-HL-MX 298222000401
Light Panel Dimensions	111,8 x 20,5 x 3,7 cm 44 x 8 x 1.4 "
Weight	4.18 kg 9.2 lb
Max Power Consumption	200 W
Battery Powered	Any DC source from 24 - 35 VDC
Connectors	LP-20-C07PE-01-021
Number of LEDs	576 (6 x 96)
Colour Temperature Range	1700°K to 10 000°K
CRI	CRI Average > 95
TLCI-II	TLCI Average > 90
Colored Light	Ful Color Gamut with Hue, Saturation and white base control
Gels	True Rosco Gels
Green-Magenta Adjustment	Continuously adjustable (Full Minusgreen to Full Plusgreen)
Diffusion	Frosted Acrylic Diffuser
Standard Mounting	Standard Mount – The K1 single ball
Housing Material	Black Anodised Aluminium and Stainless Steel Screws
Silent Cooling	Passive Cooling Technology – No Fins, No Fans
IP Rating	20



## SL1 SWITCH

Reference code	SL1-HL-SW 298112010401
Light Panel Dimensions	113 x 20 x 2 cm 44.4 x 7.8 x 0.75 "
Max Power Consumption	170 W
Light Panel Voltage Input	24VDC / 7Amps
Weight	3.4 kg 7.5 lb
Dimming Curve	Flicker Free at Any FPS – 0 to 100% (2 speeds)
AC Power	100-240 VAC
Battery Connection	V – Mount or Gold Mount Plate
Battery DC input Voltage Range	10 to 36VDC
Type of LEDs	SMD2835
Number of LEDs	2184
Colour Temperature Range	3000 to 5600°k
CRI	94% @3200°k – 96% @5600°k
TLCI-II	91% @3200°k – 94% @5600°k
Diffusion	Frosted Acrylic Diffuser
Standard Mounting	Standard Mount – The K1 Single Ball
Light Panel DC Connector	8pin Over Moulded Connector
Housing Material	Black Anodised Aluminium and Stainless Steel Screws
Silent Cooling	Passive Cooling Technology – No Fins, No Fans
IP Rating	20
Certifications	CE, CSA, RoHS

# SL1 - THE SMART LIGHT

All products are certificated CE, CSA and RoHS

## SL1 MIX

### PHOTOMETRICS

METRES	1	2	3	4	5	6
@3200°K LUX	4100	1200	552	324	213	156
@5600°K LUX	4036	1152	544	319	214	156

FEET	3	6	9	12	15	18
@3200°K FC	384	112	51	30	20	15
@5600°K FC	375	107	51	30	20	15




## SL1 SWITCH

### PHOTOMETRICS

METRES	0.5	1	1.5	2	2.5	3
@3200°K LUX	7476	2835	1437	937	642	475
@5600°K LUX	7797	2885	1543	972	682	547

FEET	2	4	6	8	10	12
@3200°K FC	581	204	105	67	46	34
@5600°K FC	638	200	102	64	44	32



# SL1 - THE SMART LIGHT

All products are certificated CE, CSA and RoHS

## SL1 MIX

### SL1-MINI MIX CONTROLLER

Advanced DC driver with DMX wired and wireless function (Lumen Radio FX chip) and WiFi / Lan input Coloured control screen and Chogori input connector. Mounts directly onto the back of the light panel with spring loaded system. For MINI and SL1 MIX.

Reference code	SL1/MINI CT-MX 29822100A001	
Size	21,8 x 8,5 x 6,2 cm 8.6 x 3.3 x 2.4 "	
Weight	0.480 kg 1 lb	
Mounting	Quick lock on light and 1/4-20 Kodak female thread	
Input Voltage	12~35 V	
Output Voltage	12~36 V	
Connectors	XLR5 female, XLR5 male, RJ45, Chogori 2 pin VDC input, Micro USB, CNLINKO LP-20, 7 pin output	
Local Interface	240*400 pixels colored screen Rubber Keypad	
Modes	White / Color / Gels	
LED Driving Method	Constant current	
Colour Temperature Range	1700 to 10000°K	
Flicker Free	Tested up to 4000i/s	
Remote Control	DMX in: XLR 5 male for DMX512, DMX out: XLR 5 female for DMX512, WIFI / LAN, Bluetooth (BLE), Lumen Radio Timo FX for wireless DMX	
Communication protocols	DMX512 via XLR. Input and output, RDM, Art-Net via RJ45 and Wifi, Mix Communication protocol (MCP) via Bluetooth, Wireless DMX CRMX from Lumen Radio	
Housing Material	PC/ABS	
Upgrades	Yes, via micro USB and Bluetooth	
IP Rating	20	

## SL1 SWITCH

### POWER - BATTERY DRIVER

Basic DC Driver for SL1 SWITCH. Mounts directly onto the back of the light panel with spring loaded system. Chogori input connector and over moulded 8-pin output connector.

Reference code	SL1-CT / 29811201A403
Size	19 x 11.5 x 7 cm / 1.5 x 9 x 1.2 "
Weight	0.9 kg / 2lb
Dimming curve	Flicker Free at Any FPS 0 to 100% (2 speeds)
Input / Output Voltage	12 to 30 VDC / 24VDC Constant Current
Colour Temperature Range	3000 to 5600°k
Housing Material	Black Anodised Aluminium and Stainless Steel Screws



### POWER - UBB

Advanced DC driver with DMX wired and wireless function (Lumen Radio FX chip) and WiFi / Lan input Coloured control screen and Chogori input connector. Mounts directly onto the back of the light panel with spring loaded system. Suitable for MINI and SL1 SWITCH.

Reference code	UBB - DMX / 29811200A106
Size	21 x 12.5 x 6 cm / 8.2 x 4.7 x 2.3 "
Weight	1.25 kg / 2.7 lb
Dimming curve	Flicker Free at Any FPS 0 to 100% (2 speeds)
Input / Output Voltage	12 to 30 VDC / 24VDC Constant Current
Colour Temperature Range	3000 to 5600°k
Housing Material	Black Anodised Aluminium and Stainless Steel Screws
IP Rating	20





# SL1 - THE SMART LIGHT


All products are certificated CE, CSA and RoHS

## SL1 MIX & SL1 SWITCH

### POWER - EXTERNAL POWER SUPPLY FOR SL1

External and universal power supply and its mounting plate - mounts on the back of the light. Standard AC power plug and Chogori output connector


Reference code	SL1-EPS / 29811201A404
Size	17 x 6 x 4 cm 6.7 x 2.4 x 1.8 "
Weight	0.9 kg 2 lb
Max power draw	200W
Input / Output Voltage	100 to 240 VAC / 24 VDC
Housing Material	Plastic Housing and Aluminium Mounting Plate



### POWER - VLOCK OR ANTON BAUER

Mounting plate which welcomes V or gold mounted batteries. Chogori output connector. Fits directly onto the back of the Light with spring loaded system or can be carried using the shoulder strap.

Reference code	SL1-MINI-VL / 29811200A105 or SL1-MINI-AB / 29811200A108
Size	140 x 85 x 27 cm 5.5 x 3.3 x 1 "
Weight	0.3 kg 0.7 lb
Housing Material	Black Anodised Aluminium and Stainless Steel Screws



## SL1 SWITCH

### POWER - SWITCH DMX

110 to 240V input voltage – Inbuilt brightness dimmer 0 to 100 % and a Colour dimmer 3000 to 5600°k – DMX controllable. Connectors In – Power plug & Out – 8 pin proprietary. Fits directly onto the back of the light panel with spring loaded screws. Also works from a distance where you can use 16m of cable without losing any power.

Reference code	SL1-PBDMX-SW / 29811201A402
Size	39 x 20 x 6.5 cm 12.4 x 6.4 x 2.4 "
Weight	3.6 kg 7.92 lb
Dimming curve	Flicker Free at Any FPS 0 to 100% (2 speeds)
Colour Temperature Range	3000 to 5600°k
Housing Material	Black Anodised Aluminium and Stainless Steel Screws
IP Rating	20



# MAXIMIX - LIGHTWEIGHT AND POWERFUL

All products are certificated CE, CSA and RoHS

## MAXI MIX

The largest and the brightest member of the MIX range of LED fixtures, the **MAXI MIX** is capable of producing up to 7550 Lux (@1M @5500K) – making it the perfect choice for washing your scene in bold colors, luscious tints or flattering, full-spectrum white light. MAXI MIX controller is integrated on board.

Reference code	MAXI-HL-MIX 29822400A360
Light Panel Dimensions	120 x 36 x 8,5 cm 47 x 14 x 3.3"
Weight	8 kg 17.6 lb
Max Power Consumption	360 W
Battery Powered	24 to 35 VDC - minimum battery load 15 Amp
Connectors	XLR 3 pin DC input
Number of LEDs	1080 (6x 180)
Colour Temperature Range	1700°K to 10 000°K
CRI	CRI Average > 95
TLCI-II	TLCI Average > 90
Colored Light	Ful Color Gamut with Hue, Saturation and white base control
Gels	True Rosco Gels
Green-Magenta Adjustment	Continuously adjustable (Full Minusgreen to Full Plus-green)
Diffusion	Frosted Acrylic Diffuser
Standard Mounting	Yoke with 16mm female /28mm male hybrid spigot. Imperial: baby pin receiver, junior pin male
Housing Material	Black Anodised Aluminium and Stainless Steel Screws
Silent Cooling	Passive Cooling Technology – No Fins, No Fans
IP Rating	20

Local Interface	240*400 pixels colored screen Rubber Keypad
Modes	White / Color / Gels
LED Driving Method	Constant current
Colour Temperature Range	1700°K to 10000°K
Flicker Free	Tested up to 4000i/s
Remote Control	DMX in: XLR 5 male for DMX512, DMX out: XLR 5 female for DMX512, WIFI / LAN, Bluetooth (BLE), Lumen Radio Timo FX for wireless DMX
Communication protocols	DMX512 via XLR. Input and output, RDM, Art-Net via RJ45 and Wifi, Mix Communication protocol (MCP) via Bluetooth, Wireless DMX CRMX from Lumen Radio
Upgrades	Yes, via micro USB and Bluetooth



# MAXIMIX - LIGHTWEIGHT AND POWERFUL

All products are certificated CE, CSA and RoHS

## PHOTOMETRICS

METRES	1	2	3	4	5	6
@3200°K LUX	7377	2249	1034	609	419	306
@5600°K LUX	7550	2279	1045	621	428	311

FEET	3	6	9	12	15	18
@3200°K FC	811	250	114	69	46	35
@5600°K FC	821	256	117	70	47	34



# MAXIMIX - LIGHTWEIGHT AND POWERFUL

All products are certificated CE, CSA and RoHS

## MAXI MIX POWER SUPPLY UNIT

External power supply in its shell - mounts on the back of the light with Velcro straps. An additional fastening plate allows completely secured mounting with screws. Handle and standard 3/8-16 thread for independent hanging.

Neutrik PowerCon True 1 in and through AC power plug allows for AC daisy chain.

Reference code	MAXI-PSU-MIX 29822400A401
Size	35 x 5,3 x 9 cm 13.7 x 2 x 3.5 "
Weight	1.8 kg 4 lb
Max power draw	400 W
Input / Output Voltage	100 to 240 VAC / 24 VDC
Connector	Neutrik PowerCon True 1 in and through
Housing Material	Aluminum housing



## MAXI MIX LINK 2

Rigging accessory mounting on the back of the light with strong 1/4 turn fasteners, allowing to join the lamphead together. Side threads allow for mounting on the double yoke accessory. An arch with a hole for M10 accessories allow for standard collars and hooks mounting on tubes and structures The LINK 2 is to be used on the sides of the assemblies.

Reference code	MAXI-LINK2-MIX 29822400A407
Size	21.5 x 12.3 x 6.3 cm 8.5 x 4.8 x 2.5 "
Weight	0.5 kg 1.1 lb
Material	Treated steel



## MAXI MIX LINK 4

Rigging accessory mounting on the back of the light with strong 1/4 turn fasteners, allowing to join the lamphead together. An arch with a hole for M10 accessories allow for standard collars and hooks mounting on tubes and structures The LINK 4 is to be used between 4 lampheads.

Reference code	MAXI-LINK4-MIX 29822400A408
Size	21.5 x 21.5 x 4.2 cm 8.5 x 8.5 x 1.6 "
Weight	0.6 kg 1.3 lb
Material	Treated steel



# MAXISWITCH - THE LARGEST FAMILY MEMBER

All products are certificated CE, CSA and RoHS

## MAXI SWITCH

Built from two separate panels and joined together by a smart hinge, the bi-folding **MAXI SWITCH** is a mechanical marvel!

Reference code	MAXI-HL-SW 298112100404
Light Panel Dimensions	125 x 75.4 x 2.3 cm 48 x 30 x 0.75 "
Max Power Consumption	520 W
Light Panel Voltage Input	24VDC / 22Amps
Weight	12.5 kg 27 lb
Dimming	Flicker Free at Any FPS - 0 to 100% (2 speeds)
AC Power	100 to 240 VAC
Battery Connection	Optional 3-pin XLR / Chogori Cable



Battery DC input Voltage Range:	24 to 30 VDC
Type of LEDs	SMD2835
Number of LEDs	8640
Colour Temperature Range	3000 to 5600°k
CRI	94% @3200°k - 96% @5600°k
TLCI-II	91% @3200°k - 94% @5600°k
Diffusion	Frosted Acrylic Diffuser
Standard Mounting	Yoke
Light Panel DC Connector	Neutrik SpeakOn
Housing Material	Black Anodised Aluminium and Stainless Steel Screws
Silent Cooling	Passive Cooling Technology - No Fins, No Fans
IP Rating	20

## PHOTOMETRICS

METRES	3	5	7
@3200°K LUX	1730	654	370
@5600°K LUX	1880	700	399
FEET	9.8	16.4	22.9
@3200°K FC	161	61	34
@5600°K FC	175	65	37

# MAXISWITCH - THE LARGEST FAMILY MEMBER

All products are certificated CE, CSA and RoHS

## MAXI SWITCH

### POWER - MAXI DRIVER

Advanced DC driver with DMX wired and wireless function (Lumen Radio RX/TX chip) and WiFi / Lan input. Coloured control screen and Chogori input connector . Neutrik SpeakOn output connector Mounts directly on to the back of the MAXI Panel and PSU.

Reference code	MAXI-CT-SW / 29811210A402
Size	30 x 16.5 x 6 cm 11.8 x 6.3 x 2.4 "
Weight	2.420 kg 5.3 lb
Dimming curve	Flicker Free at Any FPS - 0 to 100% (2 speeds)
Input / Output Voltage	100 to 240 VAC / 24VDC Constant Current
Housing Material	Black Anodised Aluminium and Stainless Steel Screws



THE MAXI DRIVER CAN BE BATTERY POWERED WITH 24-28 VDC INPUT (20 AMPS)



### POWER - MAXI AC POWER SUPPLY

External and universal power supply. Neutrik PowerCon input connector (Daisychain possible) with optional cable and Chogori output connector.

Reference code	MAXI-PSU-SW / 29811210A403
Size	30 x 19 x 6 cm 11.8 x 7.5 x 2.4 "
Weight	5,340 kg 11.8 lb
Max power draw	520 W
Input / Output Voltage	24 to 28 VDC / 24VDC Constant Current
Housing Material	Black Anodised Aluminium and Stainless Steel Screws

# DIFFUSION


All products are certificated CE, CSA and RoHS

## MIX & SWITCH

### DIFFUSION – BARN DOORS

Barn doors are light modifiers to shape and direct light. Quick fit function with 2 spring loaded screws which fit directly on to the side of the light.


	MINI	SL1
Reference code	MINI-SH 29811205A206	SL1-SH 29811201A405
Size	55 x 20 x 1 cm 21.6 x 7.9 x 0.4"	108 x 20 x 1 cm 42.5 x 7.9 x 0.4"
Weight	0.9 kg 1.9 lb	1.7 kg 3.7 lb
Colour	Black	
Material	Aluminium and Plastic	



### DIFFUSION – THE DOME – BEST SELLING DIFFUSION

Round soft diffuser. Press Safety Catch, remove Standard Flat Diffusion and slide on to replace.

	MINI	SL1	MAXI
Reference code	MINI-DIFF-TF 29811205A207	SL1-DIFF-TF 29811201A406	MAXI-DIFF-TF
Size	55 x 20 x 7 cm 21 x 8 x 2.5"	107 x 20 x 7 cm 42 x 8 x 2.5"	118.3 x 33.7 x 10.3 cm 46.6 x 13.3 x 4"
Weight	0.4 kg 0.9 lb	1 kg 2.2 lb	1.6 kg 3.5 lb
Colour	White		
Material	Acrylic		



## MIX

### DIFFUSION – FLAT DOME DIFFUSER

Standard thermoformed flat diffuser (included with the Light). Semi frosted acrylic diffuser – reduces visibility of LED pixels.




	MINI	SL1	MAXI
Reference code	MINI-DIFF-FD 29822300A202	SL1-DIFF-FD 29822200A402	MAXI-DIFF-FD
Size	50 x 19,5 x 0,2 cm 19.7 x 7.6 x 0.1"	107 x 20 x 7 cm 42 x 7.8 x 0.1"	118,3 x 33,5 x 1,7 cm 46.6 x 13.2 x 0.7"
Weight	0.28 kg 0.6 lb	0.66 kg 1.4 lb	1.2 kg 2.6 lb
Colour	White		
Material	Acrylic		

## SWITCH

### DIFFUSION – STANDARD FLAT DIFFUSER

Standard flat diffuser (included with the Light). Semi frosted acrylic diffuser – reduces visibility of LED pixels.

	MINI	SL1
Reference code	MINI-DIFF-ST 29811205A208	SL1-DIFF-ST 29811201A407
Size	50 x 19.5 x 0.2 cm 19.7 x 7.6 x 0.1"	107 x 20 x 7 cm 42 x 7.8 x 0.1"
Weight	0.3 kg 0.7 lb	0.6 kg 1.3 lb
Colour	White	
Material	Acrylic	





# CABLES

All products are certificated CE, CSA and RoHS

## MIX

### MINI / SL1 MIX-C2

Links the driver to the MINI or SL1 MIX Light. 4 Pin proprietary connector. Max distance 16m (48') without power loss.

Reference code	SL1/MINI C2-MX 29822100A002
Length	2m/6'
Weight	0.2 kg 0.44 lb
Material	TRVV



### MINI / SL1 MIX-C8

Links the MINI driver to the MINI or SL1 MIX Light. 4 Pin proprietary connector. Max distance 16m (48') without power loss.

Reference code	SL1/MINI C8-MX 29822100A003
Length	8m/25'
Weight	0.7 kg 1.5 lb
Housing Material	TRVV



### CABLE XLR4-CHOGORI 2M FOR DOUBLE V-LOCK MIX

Links the Double V-Lock MIX to the SL1/MINI MIX controller

Reference code	C2-XLR4-CHO 29811200A114
Length	2m/7.8'
Weight	0.18 kg / 0.4 lb
Sleeving Material	PVC

### MAXI-DC-CABLE-MIX

Links MAXI MIX Power supply unit to the MAXI MIX Light. Neutrik XLR 3 pins male and female.

Reference code	MAXI-DC-CABLE-MIX 29822400A403
Length	2m/7.8'
Weight	0.3 kg / 0.7 lb
Sleeving Material	PVC



### MAXI-AC-CABLE-MIX

AC cable for MAXI MIX Power supply unit. Standard Euro/US/UK plug to Neutrik Powercon True1 NAC3FX.

Reference code	MAXI-AC-CABLE-MX 29822400A404
Length	1,5m/6'
Weight	0.3 kg / 0.7 lb
Sleeving Material	PVC

## SWITCH

### MINI-C2

Links the driver to the MINISWITCH Light. 4 Pin proprietary connector. Max distance 16m (48') without power loss.

Reference code	MINI-C2 29811205A209
Length	2m/6'
Weight	0.2 kg 0.44 lb
Material	TRVV



### MINI-C8

Links the driver to the MINI SWITCH Light. 4 Pin proprietary connector. Max distance 16m (48') without power loss.

Reference code	MINI-C8 29811205A216
Length	8m/25'
Weight	0.7 kg 1.5 lb
Housing Material	TRVV



### SL1-C8-SW

Links the SL1 driver to the SL1 SWITCH Light. 8 Pin proprietary connector. Max distance 16m (48') without power loss.

Reference code	SL1-C8-SW 29811201A413
Length	8m/25'
Weight	1.3 kg 2.9 lb
Housing Material	TRVV



### MAXI-C2-PSU

Links the MAXI driver and PSU Chogori connectors.

Reference code	MAXI-C2-PSU 29811210A405
Length	2m/6'
Weight	0.65 kg 1.4 lb
Housing Material	Extreme-HO7RN-F 4G4



### MAXI-C10-SW

Links the MAXI driver to the MAXI light. Max distance 10m (30') without any power loss. Neutrik connector.

Reference code	MAXI-C10-SW 29811210A406
Length	10m/30'
Weight	3.180 kg 7 lb
Housing Material	Extreme-HO7RN-F 4G4



### MAXI-R-C10

Links the MAXI driver and PSU Chogori connectors.

Reference code	MAXI-R-C10 29811210A407
Length	10m/30'
Weight	3.180 kg 7 lb
Housing Material	Extreme-HO7RN-F 4G4





# BAGS

All products are certificated CE, CSA and RoHS

## MIX & SWITCH

### MINI RIGID BAG

Rigid Bag with Wheels and extendable handle. The Rigid Bag can contain one fully accessorised MINI SWITCH Kit (DMX or DC/DC) including DoP Choice items and The Dome. Soft partitioning walls inside the bag to add extra protection.

Reference code	MINI-RB 29811205A211
Size	73x30x35 cm 28.7x5.7x13.8"
Weight	5.5 kg 12.1 lb
Rigid Bag Colour	Black with White Stitching of DMG Lumière Logo
Material	Hard Wearing Nylon



### SL1 RIGID BAG

Rigid Bag with Wheels and Shoulder Strap. The Rigid Bag can contain one fully accessorised SL1 SWITCH Kit (DMX or DC/DC) including DoP Choice items and The Dome. Soft partitioning walls inside the bag to add extra protection.

Reference code	SL1-RB 29811201A409
Size	125x30x20 cm 49.2x11.8x8.6"
Weight	6 kg 13.2 lb
Rigid Bag Colour	Black with White Stitching of Lumière Logo
Material	Hard Wearing Nylon



### MAXI SLIP COVER

MAXI Slip Cover. Fits the MAXI Light with Yoke and a shoulder strap. Power Options, cables and accessories can fit in the MINI Rigid Bag.

Reference code	MAXI-HL-SW-SB 29811210A409
Size	148x50x11.5 cm 58x19.7x4.5"
Weight	2.15 kg 4.7 lb
Colour	Black with White Stitching of Lumière Logo
Material	Hard Wearing PVC



## MIX

### MAXI MIX RIGID BAG

MAXI MIX Rigid Bag. Fits the MAXI Light with Yoke, Power Options, cables and accessories.

Reference code	MAXI-RB 29811210A417
Size	163.8x56.5x26.6 cm 64.5x22.3x10.5"
Weight	14.9 kg 33 lb
Colour	Black with White Stitching of Lumière Logo
Material	Molded polyethylene

# MOUNTS

All products are certificated CE, CSA and RoHS

**MIX & SWITCH**

## STANDARD MOUNT FOR MINI / SL1 AND MAXI

Standard 10mm "lollipop" male mount with 360° single ball action – universal mounting plate

Reference code	SL1-FX-K1 29811200A102
Maximum Weight Load	15 kg / 33 lb
Size	14x8x8 cm 5.5x3.1x3.1"
Weight	0.74 kg 1.6 lb
Colour	Black and Silver
Material	Aluminium and stainless steel



## HYBRID MOUNT FOR MINI / SL1 AND MAXI

Hybrid version of the lollipop mount, compatible with 28mm and 16mm standard receivers and spigots.

Reference code	SL1-FX-K1-HYB 29811200A115
Maximum Weight Load	15 kg / 33 lb
Size	16,4x8x8 cm 6.5x3.1x3.1"
Weight	1.1kg 2.-4lb
Colour	Black and Silver
Material	Aluminium and stainless steel



## C-STAND MOUNT (GOOSE NECK) FOR MINI / SL1 AND MAXI

Goose neck 16mm Female Receiver with 360° single ball action – ideal for c-stand mounting.

Reference code	SL1-FX-K2 29811200A103
Maximum Weight Load	15 kg / 33 lb
Size	35x16x9 cm 13.7x6.3x3.5"
Weight	1 kg 2.2 lb
Colour	Black and Silver
Material	Aluminium and stainless steel



## QUICK FIT HANDLE FOR MINI AND SL1

Quick Fit Handle Mount. Mounts on to the back of the light or Power Box with universal mounting plate - ideal for any moving situation.

Reference code	SL1-FX-2 29811200A104
Maximum Weight Load	15 kg / 33 lb
Size	15x9x6 cm 6x3.5x2.5"
Weight	0.28 kg 0.6 lb
Colour	Black with Red Handle
Material	Aluminium

# MOUNTS

All products are certificated CE, CSA and RoHS

## MIX

### ADAPTOR PLATE

Adaptor plate for hanging SL1/MINI MIX Controller with the power supplies or battery plate


Reference code	SL1-MINI-AD-MX 29822100A004
Size	25,6 x 11,9 x 0,8 cm 10 x 4,7 x 0,3"
Weight	0,1 kg 0,22 lb
Colour	Black
Material	PC/ABS



### MAXI MIX SINGLE YOKE

Yoke for MAXI MIX light, hybrid 16mm and 28mm detachable spigot.


Reference code	MAXI-SINGLE-YOKE-MX 29822400A402
Size	132,4 x 44,7 x 11,2 cm 52.1 x 17.6 x 4.4"
Weight	4,1 kg 9 lb
Colour	Black
Material	Steel



### MAXI MIX DOUBLE YOKE

Yoke for two assembled MAXI MIX lights with 28mm spigot. The yoke includes two LINK2 accessories for the assembly and allows full 360° rotation.

Reference code	MAXI-DOUBLE-YOKE 29822400A405
Size	136 x 63,2 x 6,4 cm 53.5 x 24.8 x 2.5"
Weight	5,5 kg 12.1 lb
Colour	Black
Material	Steel



## SWITCH

### YOKE FOR MAXI SWITCH

Yoke. Allows full 360° rotation. Locks two panels into any folded position from flat open, open to closed.

Reference code	MAXI-Y 29811210A404
Size	145,5 x 50,8 x 6,6 cm / 57 x 20 x 2,3"
Weight	3 kg / 6.6 lb
Material	High Grade Aluminium & Steel



# DOP CHOICE

All products are certificated CE, CSA and RoHS



Do we need to introduce these guys to you? We love their accessories so much that we've had SNAPGRIDS and SNAPBAGS made for all of our lights!

All DOP Choice items are made of black neutral fabric. Reflective inside and high quality diffusion cloth.

## SNAPGRID

Directs the softlight at 30/50° angle (horizontal/vertical) Mounts rapidly onto the light with a clever velcro system.

	MINI	SL1	MAXI SWITCH	MAXI MIX
Reference code	DOP-MINI-SG 29811205A213	DOP-SL1-SG 29811201A410	DOP-MAXI-SG 29811210A410	Coming soon
Size	58,5 x 20 x 11 cm 23 x 7.8 x 4.3"	113 x 20 x 11 cm 44.4 x 7.8 x 4.3"	125 x 65 x 8 cm 49.2 x 25.5 x 3.1"	

## SNAPBAG


Light bank which mounts directly onto the light into the designated holes – comes with a full, a half and a quarter fabric diffuser.

	MINI	SL1	MAXI SWITCH	MAXI MIX
Reference code	DOP-MINI-SB 29811205A214	DOP-SL1-SB 29811201A411	DOP-MAXI-SB 29811210A411	Coming soon
Size	58,5 x 20 x 8 cm 23 x 7.8 x 3.1"	136 x 40 x 30 cm 53.3 x 15.7 x 11.8"	161 x 120 x 50 cm 63.4 x 47.2 x 19.7"	

## SNAPGRID FOR SNAPBAG

Fits around the SnapBag with velcro, directs the soft light at 40/60° angle (horizontal/vertical).

	MINI	SL1	MAXI SWITCH	MAXI MIX
Reference code	MINI-DOP-SGSB 29811205A215	SL1-DOP-SGSB 29811201A412	DOP-MAXI-SGSB 29811210A412	Coming soon
Size	58,5 x 20 x 8 cm 23 x 7.8 x 3.1"	113 x 20 x 8 cm 44.4 x 7.8 x 3.1"	161 x 120 x 8 cm 63.4 x 47.2 x 3.1"	



# DOP CHOICE

All products are certificated CE, CSA and RoHS

## MIX & SWITCH

### SNAPBAG OCTA 3 FEET

Designed for RABBIT-EARS Frames incl. Magic Cloth Front Screen, Baffle 1/2 Grid cloth and Carry Bag (2023).

Reference code	DOP-OCT3 29811205A219
Size	100x100x58 cm 39x39x23"
Weight	1.27 kg 2.8 lb



### SNAPBAG OCTA 5 FEET

Designed for RABBIT-EARS Frames incl. Magic Cloth Front Screen, Baffle 1/2 Grid cloth and Carry Bag (2020).

Reference code	DOP-OCT5 29811205A220
Size	155x155x63 cm 61x61x25"
Weight	2.06 kg 4.54 lb



### RABBIT EARS 1 X MINI SWITCH/MIX

RABBIT EARS for one MINI SWITCH or MIX.

Reference code	DOP-RE-1 / 29811205A221
Size	68 x 70 x 4 cm / 27 x 28 x 2"
Weight	1.8 kg / 3.97 lb
Colour	Aluminium



### ADAPTER KIT RABBIT EARS 1 X MINI SWITCH/MIX

Lighting fixture Adapter for RABBIT-EARS® X-Crossover to mount one MINI MIX.

Reference code	DOP-RE-AD-1 / 29811205A222
Size	68 x 70 x 4 cm / 27 x 28 x 2"
Weight	1.85 kg / 4.08 lb
Colour	Aluminium



### RABBIT EARS 2 X MINI SWITCH/MIX

RABBIT EARS for two MINI SWITCH or MIX.

Reference code	DOP-RE-2 / 29811205A223
Size	68 x 70 x 4 cm / 27 x 28 x 2"
Weight	1.8 kg / 3.97 lb
Colour	Aluminium



### ADAPTER KIT RABBIT EARS 2 X MINI SWITCH/MIX

Lighting fixture Adapter for RABBIT-EARS® X-Crossover to mount two MINI MIX.

Reference code	DOP-RE-AD-2 / 29811205A224
Size	48 x 21 x 4 cm / 19 x 8 x 2"
Weight	1.6 kg / 3.53 lb
Colour	Aluminium



INFODMG@ROSCO.COM



ROSCO.COM

**DMG**LUMIÈRE.COM