



Digital 6000

SK 6212

Quick Guide | Kurzanleitung | Guide rapide | Guida rapida | Guía de inicio rápido | Guia rápido | Beknopte handleiding | Krótka instrukcja obsługi | Snabbguide | Kort vejledning | Pikaohje | Γρήγορος οδηγός | Kısa kılavuz | Краткая инструкция | 快速指南 | 快速使用指南 | クイックガイド | 요약 설명서

Update the firmware of the EM 6000 to v2.2 (or higher) in order for the SK 6212 to work properly. The latest firmware is available here: www.sennheiser.com/digital-6000

Battery

Charge before usage !

BA 62*
* to be ordered separately

CLICK!

Setup

3 pin SE

On/Off

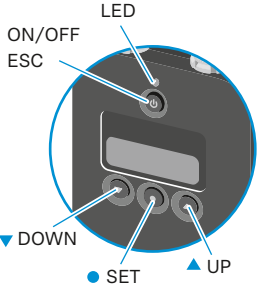
- ON**
short
- ON + RF MUTE**
long
- RF MUTE OFF**
short
- OFF**
long

Sennheiser electronic GmbH & Co. KG

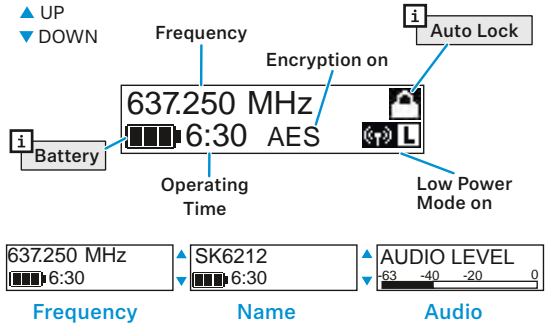
SENNHEISER

Am Labor 1, 30900 Wedemark, Germany, www.sennheiser.com
Printed in Germany, Publ. 10/18 581342/A01

Operating elements



Home screens



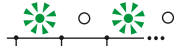
Menu

- Frequency
- Name
- Gain
- Low Cut
- Display
- Lock
- Test Tone
- Power LED
- RF Power
- Reset
- Device Info

LED Status



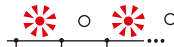
ON,
Battery > 30 min
no AF Peak, no RF mute



ON,
Battery ≤ 30 min
no AF Peak, no RF mute




ON,
Battery > 30 min
AF Peak or RF mute active



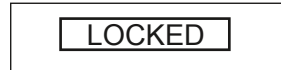
ON,
Battery ≤ 30 min
AF Peak or RF mute active

Auto Lock

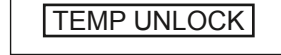
● ON



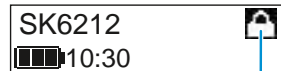
● ON



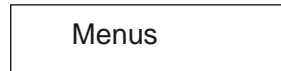
▲
▼



● SET



● SET



Flashing

Digital 6000 System Instruction Manual

Sennheiser Documentation App



or online at

www.sennheiser.com/download

Q Digital 6000_